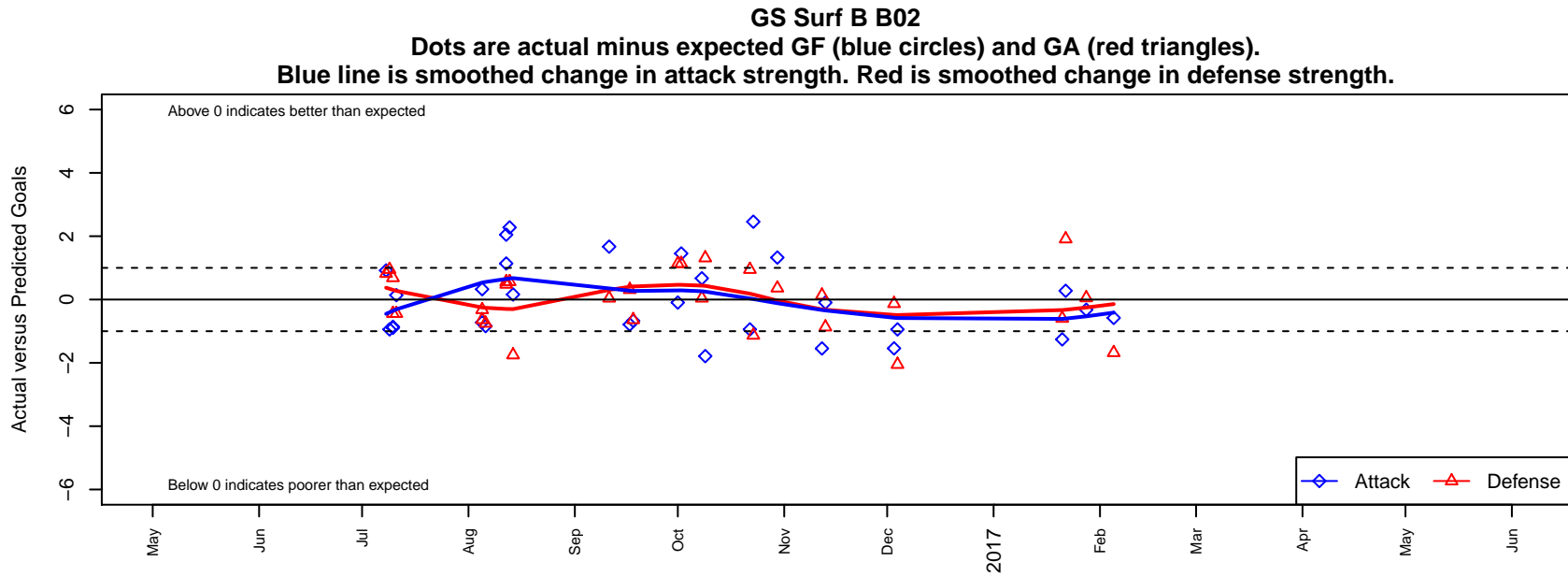


## GS Surf B B02

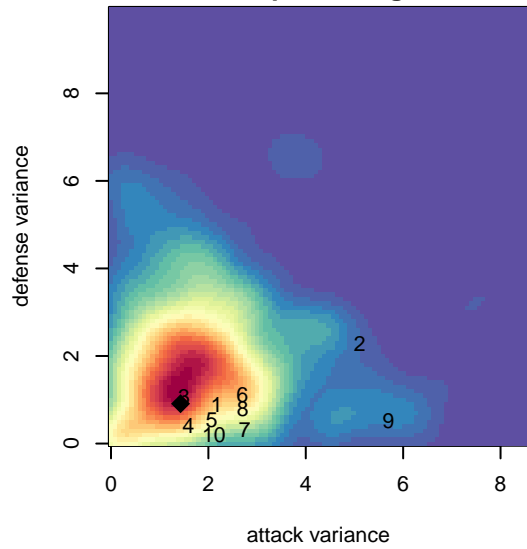
GS Surf  
 Bothel, WA  
 B02 total strength=1590  
 attack=19.49 defense=12.29  
 fall league = RCL B02 Div 2

alt names used:  
 GS SURF FC B02B (WA)  
 GS Surf B02 B  
 GS SURF FC B02B (WA)  
 GS SURF FC B02B (WA)  
 GS Surf B02 B

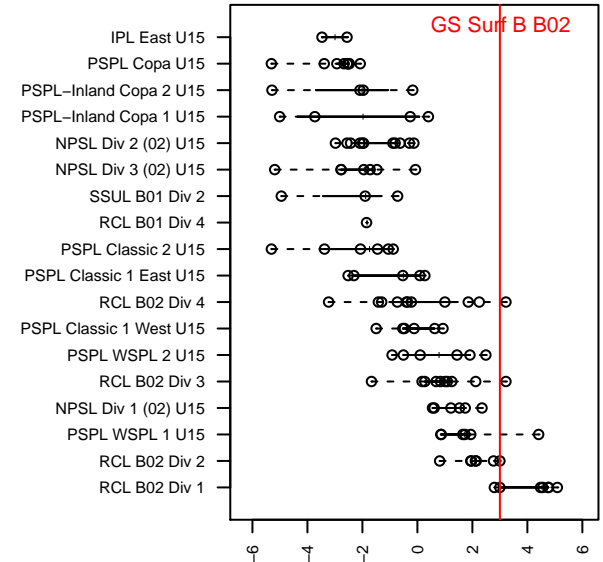
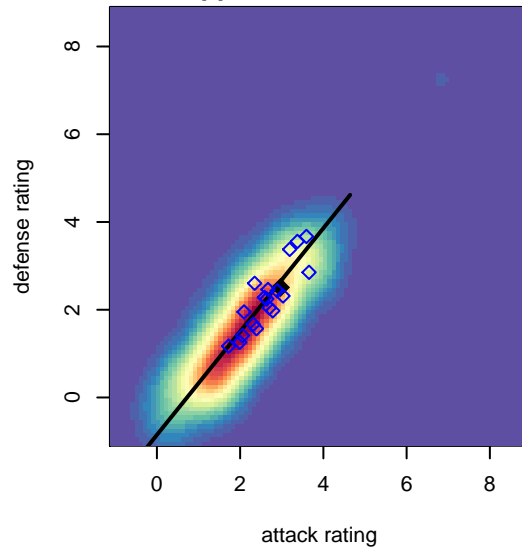
Venues played:  
 2016 Nike Crossfire Challenge Gold Group U15  
 2016 WA Rush Cup B02 Gold U15  
 2016 REDAPT Cup Gold U15  
 2016 RCL B02 Div 2  
 2016 WYS Championship B02



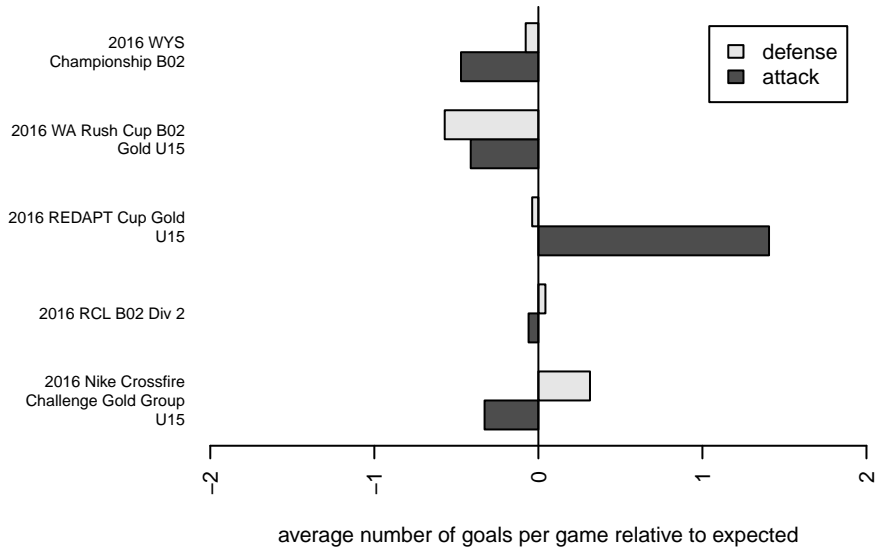
**attack and defense variance (black dot)  
relative to other teams  
and top 10 in region**



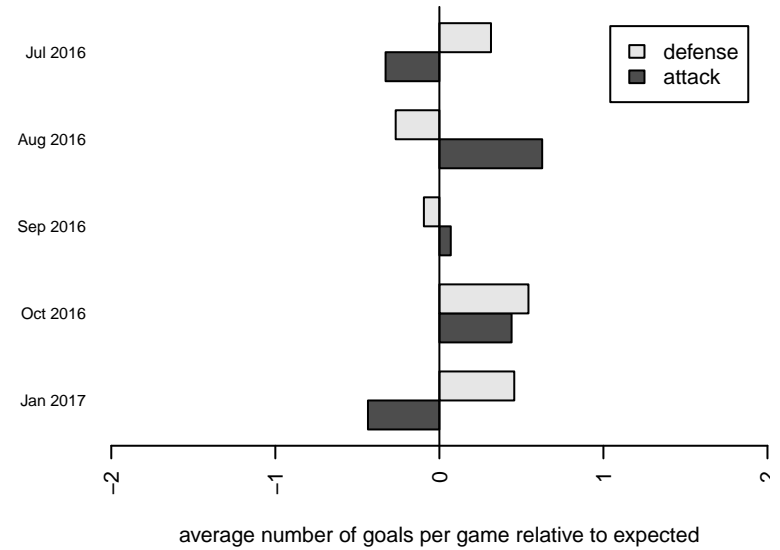
**attack and defense rating  
relative to others at age  
and all opponents in last 13 months**



**Performance relative to 13 month average**



**Performance relative to 13 month average**



<b>date</b>	<b>home</b>		<b>away</b>		<b>venue</b>	<b>pred.home</b>	<b>pred.away</b>
2017-02-05	Crossfire Premier A B02	4	GS Surf B B02	0	2016 WYS Championship B02	2.32	0.58
2017-01-28	GS Surf B B02	1	WPFC Black B02	3	2016 WYS Championship B02	1.32	3.05
2017-01-22	GS Surf A B02	0	GS Surf B B02	1	2016 WYS Championship B02	1.91	0.72
2017-01-21	Eastside FC Red B02	2	GS Surf B B02	1	2016 WYS Championship B02	1.40	2.26
2016-12-04	WA Rush B02	3	GS Surf B B02	3	2016 RCL B02 Div 2	0.95	3.94
2016-12-03	GS Surf B B02	0	Crossfire Premier B B02	1	2016 RCL B02 Div 2	1.54	0.87
2016-11-13	3 Rivers Black B02	2	GS Surf B B02	2	2016 RCL B02 Div 2	1.13	2.10
2016-11-12	Crossfire Yakima B B02	1	GS Surf B B02	1	2016 RCL B02 Div 2	1.14	2.55
2016-10-30	PacNW Blue B02	1	GS Surf B B02	3	2016 RCL B02 Div 2	1.36	1.67
2016-10-23	Crossfire Premier B B02	2	GS Surf B B02	4	2016 RCL B02 Div 2	0.87	1.54
2016-10-22	GS Surf B B02	3	WA Rush B02	0	2016 RCL B02 Div 2	3.94	0.95
2016-10-09	Whatcom Rangers Gold B02	0	GS Surf B B02	1	2016 RCL B02 Div 2	1.31	2.79
2016-10-08	GS Surf B B02	3	Eastside FC White B02	1	2016 RCL B02 Div 2	2.33	1.04
2016-10-02	GS Surf B B02	4	Crossfire Yakima B B02	0	2016 RCL B02 Div 2	2.55	1.14
2016-10-01	GS Surf B B02	2	3 Rivers Black B02	0	2016 RCL B02 Div 2	2.10	1.13
2016-09-18	GS Surf B B02	1	PacNW Blue B02	2	2016 RCL B02 Div 2	1.67	1.36
2016-09-17	GS Surf B B02	2	Whatcom Rangers Gold B02	1	2016 RCL B02 Div 2	2.79	1.31
2016-09-11	Eastside FC White B02	1	GS Surf B B02	4	2016 RCL B02 Div 2	1.04	2.33
2016-08-14	GS Surf B B02	2	Eclipse FC B02	3	2016 REDAPT Cup Gold U15	1.84	1.25
2016-08-13	Crossfire Premier C B02	0	GS Surf B B02	8	2016 REDAPT Cup Gold U15	0.56	5.72
2016-08-12	GS Surf B B02	2	Crossfire Premier A B03	2	2016 REDAPT Cup Gold U15	0.86	2.56
2016-08-12	Washington Timbers Red 2 B02	0	GS Surf B B02	9	2016 REDAPT Cup Gold U15	0.48	6.95
2016-08-06	Eclipse FC B02	2	GS Surf B B02	1	2016 WA Rush Cup B02 Gold U15	1.25	1.84
2016-08-05	ISC Gunners A B02	1	GS Surf B B02	4	2016 WA Rush Cup B02 Gold U15	0.68	4.72
2016-08-05	PacNW Blue B02	2	GS Surf B B02	2	2016 WA Rush Cup B02 Gold U15	1.36	1.67
2016-07-11	GS Surf B B02	1	Crossfire Premier A B03	3	2016 Nike Crossfire Challenge Gold Group	0.86	2.56
2016-07-10	Crossfire Premier A B03	3	GS Surf B B02	0	2016 Nike Crossfire Challenge Gold Group	2.56	0.86
2016-07-10	Eastside Timbers Black B02	0	GS Surf B B02	2	2016 Nike Crossfire Challenge Gold Group	0.69	2.89

<b>date</b>	<b>home</b>		<b>away</b>		<b>venue</b>	<b>pred.home</b>	<b>pred.away</b>
2016-07-09	GS Surf B B02	3	WA Rush B02	0	2016 Nike Crossfire Challenge Gold Group	3.94	0.95
2016-07-08	GS Surf B B02	5	WPFC White B02	0	2016 Nike Crossfire Challenge Gold Group	4.08	0.82